

Exploline



Ex-Signalling bell dGW 21 / dRGW 21

Modular concept with GRP housing for use in areas with explosive atmospheres in zone 1 und 2

- ▶ ATEX II 2 G Ex de IIC T6
- ▶ Housing made of glass-fibre reinforced polyester (GRP)
- ▶ Volume: approx.: 105 dB(A)
- ▶ Protection: IP 66
- ▶ Safety class II
(no equipotential bonding necessary)
- ▶ Version dRGH 21 with integrated telephone call relay
- ▶ Integrated terminal box realized in Ex protection mode increased safety



GOST

Application

The signalling bell dGW21 was designed to warn, call and signal in areas with explosive atmospheres in group II and rough ambient conditions.

The protection type II 2 G Ex de IIC T6 allows the signalling bell to be used without restriction in all ex-areas classified 1 and 2.

The signalling bell produces a sound volume of approx. 105dB(A) at 1 meter distance.

The emphasis of the ringing lies at approx. 1000 Hz, as a result of which the signal stands out clearly against lower-frequency ambient noises. The bell is available for all usual supply voltages. The version dRGW 21 emits the signals in time with the connected telephone call.

Design

Explosion protection is ensured by the flameproof enclosure of the driver system and the terminal box realised in the explosion protection mode "increased safety". The flameproof room contains the electromagnetic driver system and, for the design dRGW 21 an additional telephone calling relay.

The enclosure is made completely of GRP (glass-fibre reinforced polyester) thus guaranteeing protection against corrosion. In addition we realize safety class II, so there is no equipotential bonding necessary.

The construction is furthermore low-weight and very robust. All D.C. versions are equipped with an electronic contact breaker which considerably increases service life compared with other available devices.

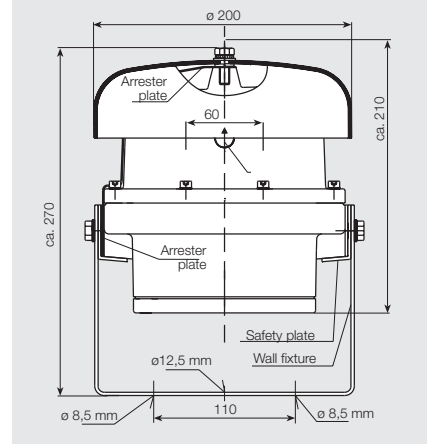
Acoustic Signalling Device in a chemical plant

The emphasis of the ringing lies at approx. 1000 Hz, as a result of which the signal stands out clearly against lower-frequency ambient noises.

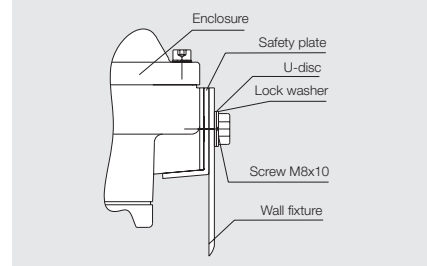


Technical specifications

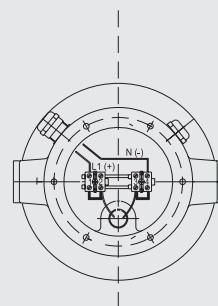
Housing	GRP glass-fibre reinforced polyester Colour: black or red
Protection	IP 66
Safety class	II (no equipotential bonding necessary)
Cable gland	1x M20 x 1.5 cable gland and 1 blind plug M20 x 1.5 dRGH21: 2x M20 x 1.5 cable glands
Connection terminals	1.5 mm ² fine wire 2.5 mm ² single wire
Operating conditions	indoors and outdoors
Operating position	Bell dome to the front (tappet downwards)
Volume	approx. 105 dB(A) at 1m distance (Regarding volume specifications please see the chapter "Technical Informations")
Operating mode	Continuous
Temperature range	
Operation	-20°C to +40°C
Storage	-30°C to +80°C
Explosion Protection	II 2 G Ex de IIC T6
Weight	approx. 5.5 kg



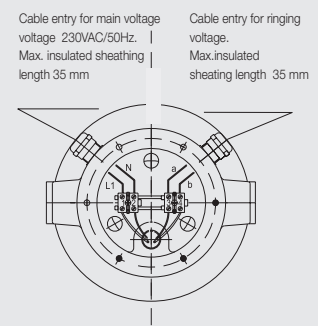
Mounting
Wall fixture



Terminal connection plan



for dRGW 21



Order information

*All article-numbers are ATEX-variants

Type	Name	Rated Voltage U _e	Oper. Volt. range U _e	Current Cons.	Article no.
Housing black					
dGW 21	Ex-Signalling Bell	12 VDC	+10/-15%	0,60 A	910 122 10*
dGW 21	Ex-Signalling Bell	24 VDC	+10/-15%	0,35 A	910 242 10*
dGW 21	Ex-Signalling Bell	110 VAC	+10/-15%	0,14 A	911 101 10*
dGW 21	Ex-Signalling Bell	110 VDC	+10/-15%	0,13 A	911 102 10*
dGW 21	Ex-Signalling Bell	230 VAC	+10/-15%	0,06 A	912 301 10*
Housing red					
dGW 21	Ex-Signalling Bell	12 VDC	+10/-15%	0,60 A	910 122 1013*
dGW 21	Ex-Signalling Bell	24 VDC	+10/-15%	0,35 A	910 242 1013*
dGW 21	Ex-Signalling Bell	110 VAC	+10/-15%	0,14 A	911 101 1013*
dGW 21	Ex-Signalling Bell	110 VDC	+10/-15%	0,13 A	911 102 1013*
dGW 21	Ex-Signalling Bell	230 VAC	+10/-15%	0,06 A	912 301 1013*

*all devices are ATEX-versions

Subject to change without notice · Printout 06/08